

Summary Results Report  
ND 2020 Stutsman Co. General  
November 3, 2020

OFFICIAL RESULTS

Stutsman County

<b>Statistics</b>	TOTAL	Election Day	Early Voting	Absentee/ Mail	Canvassin g
Election Day Precincts Reporting	12 of 12	12	0	0	12
Precincts Complete	12 of 12	12	0	0	12
Precincts Partially Reported	0 of 12	0	0	0	0
Absentee/ Early Precincts Reporting	12 of 12	0	12	12	0
Registered Voters - Total	0				
Ballots Cast - Total	10,044	2,892	2,747	4,385	20
Ballots Cast - Blank	1	1	0	0	0
Voter Turnout - Total	0.00%				








Summary Results Report  
ND 2020 Stutsman Co. General  
November 3, 2020

OFFICIAL RESULTS

Stutsman County








**President/Vice-President**

Vote For 1

	TOTAL	VOTE %	Election Day	Early Voting	Absentee/ Mail	Canvassing
LIB Jorgensen	249	2.48% 	95	47	106	1
DEM Biden	2,676	26.64% 	396	589	1,685	6
REP Trump	6,994	69.63% 	2,371	2,087	2,523	13
Write-In Totals	40	0.40% 	16	5	19	0
<b>Total Votes Cast</b>	<b>9,959</b>	<b>99.15%</b> 	<b>2,878</b>	<b>2,728</b>	<b>4,333</b>	<b>20</b>
Overvotes	10	0.10% 	0	2	8	0
Undervotes	75	0.75% 	14	17	44	0







**Representative in Congress**

Vote For 1

	TOTAL	VOTE %	Election Day	Early Voting	Absentee/ Mail	Canvassing
REP Kelly Armstrong	7,005	69.74% 	2,224	2,059	2,708	14
LIB Steven James Peterson	336	3.35% 	139	84	113	0
DEM Zach Raknerud	2,252	22.42% 	321	497	1,428	6
Write-In Totals	6	0.06% 	5	1	0	0
<b>Total Votes Cast</b>	<b>9,599</b>	<b>95.57%</b> 	<b>2,689</b>	<b>2,641</b>	<b>4,249</b>	<b>20</b>
Overvotes	7	0.07% 	0	1	6	0
Undervotes	438	4.36% 	203	105	130	0









**State Senator D12**

Vote For 1

	TOTAL	VOTE %	Election Day	Early Voting	Absentee/ Mail	Canvassing
REP Cole Conley	3,258	53.98% 	1,158	946	1,147	7
DEM John Grabinger	2,549	42.23% 	561	594	1,389	5
Write-In Totals	10	0.17% 	5	3	2	0
<b>Total Votes Cast</b>	<b>5,817</b>	<b>96.37%</b> 	<b>1,724</b>	<b>1,543</b>	<b>2,538</b>	<b>12</b>
Overvotes	2	0.03% 	2	0	0	0
Undervotes	217	3.60% 	112	47	57	1

**State Representative D12**

Vote For 2

	TOTAL	VOTE %	Election Day	Early Voting	Absentee/ Mail	Canvassing
REP Mitch Ostlie	3,321	27.51% 	1,168	915	1,231	7
REP Bernie Satrom	3,423	28.35% 	1,166	976	1,275	6
DEM George Barnes	1,824	15.11% 	326	434	1,060	4
DEM Pam Musland	2,212	18.32% 	447	536	1,224	5
Write-In Totals	38	0.31% 	11	7	20	0
<b>Total Votes Cast</b>	<b>10,818</b>	<b>89.61%</b> 	<b>3,118</b>	<b>2,868</b>	<b>4,810</b>	<b>22</b>
Overvotes	12	0.10% 	4	0	8	0
Undervotes	1,242	10.29% 	554	312	372	4

Summary Results Report  
ND 2020 Stutsman Co. General  
November 3, 2020

OFFICIAL RESULTS

Stutsman County

**Governor/Lt. Governor**

Vote For 1

	TOTAL	VOTE %		Election Day	Early Voting	Absentee/ Mail	Canvassing
LIB Hendrickson/Voytek	395	3.93%	<div><div></div></div>	179	102	114	0
DEM Lenz/Vig	1,992	19.83%	<div><div></div></div>	308	462	1,215	7
REP Burgum/Sanford	7,071	70.40%	<div><div></div></div>	2,178	2,002	2,880	11
Write-In Totals	327	3.26%	<div><div></div></div>	131	108	87	1
<b>Total Votes Cast</b>	<b>9,785</b>	<b>97.42%</b>	<div><div></div></div>	<b>2,796</b>	<b>2,674</b>	<b>4,296</b>	<b>19</b>
Overvotes	18	0.18%	<div><div></div></div>	4	1	13	0
Undervotes	241	2.40%	<div><div></div></div>	92	72	76	1

**State Auditor**

Vote For 1

	TOTAL	VOTE %		Election Day	Early Voting	Absentee/ Mail	Canvassing
DEM Patrick Hart	2,675	26.63%	<div><div></div></div>	447	598	1,625	5
REP Joshua C Gallion	6,516	64.87%	<div><div></div></div>	2,090	1,935	2,477	14
Write-In Totals	14	0.14%	<div><div></div></div>	9	4	1	0
<b>Total Votes Cast</b>	<b>9,205</b>	<b>91.65%</b>	<div><div></div></div>	<b>2,546</b>	<b>2,537</b>	<b>4,103</b>	<b>19</b>
Overvotes	3	0.03%	<div><div></div></div>	0	1	2	0
Undervotes	836	8.32%	<div><div></div></div>	346	209	280	1

**State Treasurer**

Vote For 1

	TOTAL	VOTE %		Election Day	Early Voting	Absentee/ Mail	Canvassing
DEM Mark Haugen	2,734	27.22%	<div><div></div></div>	460	610	1,658	6
REP Thomas Beadle	6,498	64.70%	<div><div></div></div>	2,087	1,940	2,458	13
Write-In Totals	29	0.29%	<div><div></div></div>	9	12	8	0
<b>Total Votes Cast</b>	<b>9,261</b>	<b>92.20%</b>	<div><div></div></div>	<b>2,556</b>	<b>2,562</b>	<b>4,124</b>	<b>19</b>
Overvotes	2	0.02%	<div><div></div></div>	0	0	2	0
Undervotes	781	7.78%	<div><div></div></div>	336	185	259	1

**Insurance Commissioner**

Vote For 1

	TOTAL	VOTE %		Election Day	Early Voting	Absentee/ Mail	Canvassing
REP Jon Godfread	7,700	76.66%	<div><div></div></div>	2,263	2,151	3,273	13
Write-In Totals	91	0.91%	<div><div></div></div>	15	25	50	1
<b>Total Votes Cast</b>	<b>7,791</b>	<b>77.57%</b>	<div><div></div></div>	<b>2,278</b>	<b>2,176</b>	<b>3,323</b>	<b>14</b>
Overvotes	1	0.01%	<div><div></div></div>	0	0	1	0
Undervotes	2,252	22.42%	<div><div></div></div>	614	571	1,061	6

Summary Results Report  
ND 2020 Stutsman Co. General  
November 3, 2020

OFFICIAL RESULTS

Stutsman County

**Public Service Commissioner**

Vote For 1

	TOTAL	VOTE %		Election Day	Early Voting	Absentee/ Mail	Canvassing
DEM Casey D Buchmann	2,643	26.31%	<div><div></div></div>	491	591	1,553	8
REP Brian Kroshus	6,340	63.12%	<div><div></div></div>	2,010	1,890	2,429	11
Write-In Totals	8	0.08%	<div><div></div></div>	5	2	1	0
<b>Total Votes Cast</b>	<b>8,991</b>	<b>89.52%</b>	<div><div></div></div>	<b>2,506</b>	<b>2,483</b>	<b>3,983</b>	<b>19</b>
Overvotes	3	0.03%	<div><div></div></div>	0	2	1	0
Undervotes	1,050	10.45%	<div><div></div></div>	386	262	401	1

**Superintendent Public Instruction**

Vote For 1

	TOTAL	VOTE %		Election Day	Early Voting	Absentee/ Mail	Canvassing
Kirsten Baesler	5,310	52.87%	<div><div></div></div>	1,333	1,477	2,489	11
Brandt J Dick	3,150	31.36%	<div><div></div></div>	847	807	1,491	5
Write-In Totals	57	0.57%	<div><div></div></div>	29	16	12	0
<b>Total Votes Cast</b>	<b>8,517</b>	<b>84.80%</b>	<div><div></div></div>	<b>2,209</b>	<b>2,300</b>	<b>3,992</b>	<b>16</b>
Overvotes	3	0.03%	<div><div></div></div>	0	0	3	0
Undervotes	1,524	15.17%	<div><div></div></div>	683	447	390	4

**Justice Supreme Court**

Vote For 1

	TOTAL	VOTE %		Election Day	Early Voting	Absentee/ Mail	Canvassing
Jon Jay Jensen	7,320	72.88%	<div><div></div></div>	1,951	1,964	3,391	14
Write-In Totals	55	0.55%	<div><div></div></div>	16	19	20	0
<b>Total Votes Cast</b>	<b>7,375</b>	<b>73.43%</b>	<div><div></div></div>	<b>1,967</b>	<b>1,983</b>	<b>3,411</b>	<b>14</b>
Overvotes	0	0.00%	<div><div></div></div>	0	0	0	0
Undervotes	2,669	26.57%	<div><div></div></div>	925	764	974	6

**Judge Dist Crt No. 1 Southeast**

Vote For 1

	TOTAL	VOTE %		Election Day	Early Voting	Absentee/ Mail	Canvassing
Cherie L Clark	7,314	72.82%	<div><div></div></div>	1,930	1,966	3,404	14
Write-In Totals	76	0.76%	<div><div></div></div>	20	22	34	0
<b>Total Votes Cast</b>	<b>7,390</b>	<b>73.58%</b>	<div><div></div></div>	<b>1,950</b>	<b>1,988</b>	<b>3,438</b>	<b>14</b>
Overvotes	3	0.03%	<div><div></div></div>	2	0	1	0
Undervotes	2,651	26.39%	<div><div></div></div>	940	759	946	6

**County Commissioner**

Vote For 2

	TOTAL	VOTE %		Election Day	Early Voting	Absentee/ Mail	Canvassing
Jill Schwartz (fka Gainer)	3,491	17.38%	<div><div></div></div>	955	965	1,568	3
Joan Morris	4,945	24.62%	<div><div></div></div>	1,001	1,290	2,645	9
Mark T Klose	5,631	28.03%	<div><div></div></div>	1,481	1,530	2,607	13
Write-In Totals	75	0.37%	<div><div></div></div>	27	23	25	0
<b>Total Votes Cast</b>	<b>14,142</b>	<b>70.40%</b>	<div><div></div></div>	<b>3,464</b>	<b>3,808</b>	<b>6,845</b>	<b>25</b>
Overvotes	6	0.03%	<div><div></div></div>	2	0	4	0
Undervotes	5,940	29.57%	<div><div></div></div>	2,318	1,686	1,921	15

Summary Results Report  
ND 2020 Stutsman Co. General  
November 3, 2020

OFFICIAL RESULTS

Stutsman County

**Supervisor, Soil Conservation District**

Vote For 1

	TOTAL	VOTE %		Election Day	Early Voting	Absentee/ Mail	Canvassin g
Robert (Bob) Martin	7,580	75.47%	<div><div></div></div>	1,956	2,047	3,563	14
Write-In Totals	36	0.36%	<div><div></div></div>	15	8	13	0
<b>Total Votes Cast</b>	<b>7,616</b>	<b>75.83%</b>	<div><div></div></div>	<b>1,971</b>	<b>2,055</b>	<b>3,576</b>	<b>14</b>
Overvotes	0	0.00%	<div><div></div></div>	0	0	0	0
Undervotes	2,428	24.17%	<div><div></div></div>	921	692	809	6

**Constitutional Measure No. 1**

Vote For 1

	TOTAL	VOTE %		Election Day	Early Voting	Absentee/ Mail	Canvassin g
Yes	2,000	19.91%	<div><div></div></div>	676	531	788	5
No	6,731	67.02%	<div><div></div></div>	1,664	1,854	3,201	12
<b>Total Votes Cast</b>	<b>8,731</b>	<b>86.93%</b>	<div><div></div></div>	<b>2,340</b>	<b>2,385</b>	<b>3,989</b>	<b>17</b>
Overvotes	0	0.00%	<div><div></div></div>	0	0	0	0
Undervotes	1,313	13.07%	<div><div></div></div>	552	362	396	3

**Constitutional Measure No. 2**

Vote For 1

	TOTAL	VOTE %		Election Day	Early Voting	Absentee/ Mail	Canvassin g
Yes	3,000	29.87%	<div><div></div></div>	938	772	1,282	8
No	5,430	54.06%	<div><div></div></div>	1,284	1,523	2,614	9
<b>Total Votes Cast</b>	<b>8,430</b>	<b>83.93%</b>	<div><div></div></div>	<b>2,222</b>	<b>2,295</b>	<b>3,896</b>	<b>17</b>
Overvotes	2	0.02%	<div><div></div></div>	0	1	1	0
Undervotes	1,612	16.05%	<div><div></div></div>	670	451	488	3

**FORMATION OF AN AMBULANCE DISTRICT Medina**

Vote For 1

	TOTAL	VOTE %		Election Day	Early Voting	Absentee/ Mail	Canvassin g
Yes	341	76.29%	<div><div></div></div>	55	82	204	0
No	85	19.02%	<div><div></div></div>	16	26	43	0
<b>Total Votes Cast</b>	<b>426</b>	<b>95.30%</b>	<div><div></div></div>	<b>71</b>	<b>108</b>	<b>247</b>	<b>0</b>
Overvotes	0	0.00%	<div><div></div></div>	0	0	0	0
Undervotes	21	4.70%	<div><div></div></div>	7	9	5	0