

Statistics

TOTAL

Election Day Precincts Reporting	9 of 9
Absentee/ Early Precincts Reporting	9 of 9
Ballots Cast - Total	1,741
Ballots Cast - Republican	1,247
Ballots Cast - Democratic NPL	448
Ballots Cast - NONPARTISAN	46
Ballots Cast - CrossOver	12
Ballots Cast - Blank	0

REP United States Senator

Vote For 1

TOTAL VOTE %

Riley Kuntz	229	18.56%	
John Hoeven	995	80.63%	
Write-In Totals	10	0.81%	
Not Assigned	10	0.81%	

REP Representative in Congress

Vote For 1

TOTAL VOTE %

Kelly Armstrong	1,122	99.29%	
Write-In Totals	8	0.71%	
Not Assigned	8	0.71%	

REP State Senator District 29

Vote For 1

TOTAL VOTE %

Terry M Wanzek	373	99.20%	
Write-In Totals	3	0.80%	
Not Assigned	3	0.80%	

REP State Representative District 29

Vote For 2

TOTAL VOTE %

Craig Headland	329	53.32%	
Don Vigesaa	286	46.35%	
Write-In Totals	2	0.32%	
Not Assigned	2	0.32%	

REP Secretary of State

Vote For 1

TOTAL VOTE %

Michael Howe	710	67.23%	
Marvin Lepp	344	32.58%	
Write-In Totals	2	0.19%	
Not Assigned	2	0.19%	

REP Attorney General

Vote For 1	TOTAL	VOTE %	
Drew Wrigley	1,096	99.37%	<div style="width: 99.37%;"></div>
Write-In Totals	7	0.63%	<div style="width: 0.63%;"></div>
Not Assigned	7	0.63%	<div style="width: 0.63%;"></div>

REP Agriculture Commissioner

Vote For 1	TOTAL	VOTE %	
Doug Goehring	1,120	99.82%	<div style="width: 99.82%;"></div>
Write-In Totals	2	0.18%	<div style="width: 0.18%;"></div>
Not Assigned	2	0.18%	<div style="width: 0.18%;"></div>

REP Public Service Comm 6yr

Vote For 1	TOTAL	VOTE %	
Julie Fedorchak	1,078	99.91%	<div style="width: 99.91%;"></div>
Write-In Totals	1	0.09%	<div style="width: 0.09%;"></div>
Not Assigned	1	0.09%	<div style="width: 0.09%;"></div>

REP Public Service Comm Unex4yr

Vote For 1	TOTAL	VOTE %	
Sheri Haugen-Hoffart	1,056	99.91%	<div style="width: 99.91%;"></div>
Write-In Totals	1	0.09%	<div style="width: 0.09%;"></div>
Not Assigned	1	0.09%	<div style="width: 0.09%;"></div>

REP Tax Commissioner

Vote For 1	TOTAL	VOTE %	
Brian Kroshus	1,090	99.63%	<div style="width: 99.63%;"></div>
Write-In Totals	4	0.37%	<div style="width: 0.37%;"></div>
Not Assigned	4	0.37%	<div style="width: 0.37%;"></div>

DEM United States Senator

Vote For 1	TOTAL	VOTE %	
Michael J Steele	103	23.15%	<div style="width: 23.15%;"></div>
Katrina Christiansen	340	76.40%	<div style="width: 76.40%;"></div>
Write-In Totals	2	0.45%	<div style="width: 0.45%;"></div>
Not Assigned	2	0.45%	<div style="width: 0.45%;"></div>

DEM Representative in Congress

Vote For 1	TOTAL	VOTE %	
Mark Haugen	415	99.28%	<div style="width: 99.28%;"></div>
Write-In Totals	3	0.72%	<div style="width: 0.72%;"></div>
Not Assigned	3	0.72%	<div style="width: 0.72%;"></div>

DEM State Senator District 29

Vote For 1		TOTAL	VOTE %
Ben Vig	80	100.00%	<div style="width: 100%;"></div>
Write-In Totals	0	0.00%	<div style="width: 0%;"></div>
Not Assigned	0	0.00%	<div style="width: 0%;"></div>

DEM State Representative District 29

Vote For 2		TOTAL	VOTE %
Charles Linderman	79	100.00%	<div style="width: 100%;"></div>
Write-In Totals	0	0.00%	<div style="width: 0%;"></div>
Not Assigned	0	0.00%	<div style="width: 0%;"></div>

DEM Secretary of State

Vote For 1		TOTAL	VOTE %
Jeffrey Powell	407	99.75%	<div style="width: 99.75%;"></div>
Write-In Totals	1	0.25%	<div style="width: 0.25%;"></div>
Not Assigned	1	0.25%	<div style="width: 0.25%;"></div>

DEM Attorney General

Vote For 1		TOTAL	VOTE %
Timothy Charles (Tim) Lamb	398	99.75%	<div style="width: 99.75%;"></div>
Write-In Totals	1	0.25%	<div style="width: 0.25%;"></div>
Not Assigned	1	0.25%	<div style="width: 0.25%;"></div>

DEM Agriculture Commissioner

Vote For 1		TOTAL	VOTE %
Fintan L Dooley	399	99.50%	<div style="width: 99.50%;"></div>
Write-In Totals	2	0.50%	<div style="width: 0.50%;"></div>
Not Assigned	2	0.50%	<div style="width: 0.50%;"></div>

DEM Public Service Comm 6yr

Vote For 1		TOTAL	VOTE %
Melanie Moniz	403	99.51%	<div style="width: 99.51%;"></div>
Write-In Totals	2	0.49%	<div style="width: 0.49%;"></div>
Not Assigned	2	0.49%	<div style="width: 0.49%;"></div>

DEM Public Service Comm Unex4yr

Vote For 1		TOTAL	VOTE %
Trygve Hammer	406	99.51%	<div style="width: 99.51%;"></div>
Write-In Totals	2	0.49%	<div style="width: 0.49%;"></div>
Not Assigned	2	0.49%	<div style="width: 0.49%;"></div>

DEM Tax Commissioner

Vote For 1	TOTAL	VOTE %	
Write-In Totals	28	100.00%	<div style="width: 100%; height: 10px; background-color: #f0e68c;"></div>
Not Assigned	28	100.00%	<div style="width: 100%; height: 10px; background-color: #f0e68c;"></div>

Justice of the Supreme Court

Vote For 1	TOTAL	VOTE %	
Daniel J Crothers	1,331	99.63%	<div style="width: 99.63%; height: 10px; background-color: #f0e68c;"></div>
Write-In Totals	5	0.37%	<div style="width: 0.37%; height: 10px; background-color: #d3d3d3;"></div>
Not Assigned	5	0.37%	<div style="width: 0.37%; height: 10px; background-color: #d3d3d3;"></div>

Judge Dist Crt No. 2 SE Judicial Dist

Vote For 1	TOTAL	VOTE %	
Leah J Viste	386	29.42%	<div style="width: 29.42%; height: 10px; background-color: #f0e68c;"></div>
Paul C Murphy	454	34.60%	<div style="width: 34.60%; height: 10px; background-color: #f0e68c;"></div>
Nick D Thornton	468	35.67%	<div style="width: 35.67%; height: 10px; background-color: #f0e68c;"></div>
Write-In Totals	4	0.30%	<div style="width: 0.30%; height: 10px; background-color: #d3d3d3;"></div>
Not Assigned	4	0.30%	<div style="width: 0.30%; height: 10px; background-color: #d3d3d3;"></div>

Judge Dist Crt No. 4 SE Judicial Dist

Vote For 1	TOTAL	VOTE %	
James D Hovey	1,305	99.54%	<div style="width: 99.54%; height: 10px; background-color: #f0e68c;"></div>
Write-In Totals	6	0.46%	<div style="width: 0.46%; height: 10px; background-color: #d3d3d3;"></div>
Not Assigned	6	0.46%	<div style="width: 0.46%; height: 10px; background-color: #d3d3d3;"></div>

Judge Dist Crt No. 5 SE Judicial Dist

Vote For 1	TOTAL	VOTE %	
Daniel D Narum	1,314	99.62%	<div style="width: 99.62%; height: 10px; background-color: #f0e68c;"></div>
Write-In Totals	5	0.38%	<div style="width: 0.38%; height: 10px; background-color: #d3d3d3;"></div>
Not Assigned	5	0.38%	<div style="width: 0.38%; height: 10px; background-color: #d3d3d3;"></div>

Judge Dist Crt No. 6 SE Judicial Dist






Vote For 1	TOTAL	VOTE %	
Jay Schmitz	1,370	99.42%	<div style="width: 99.42%; height: 10px; background-color: #f0e68c;"></div>
Write-In Totals	8	0.58%	<div style="width: 0.58%; height: 10px; background-color: #d3d3d3;"></div>
Not Assigned	8	0.58%	<div style="width: 0.58%; height: 10px; background-color: #d3d3d3;"></div>

Judge Dist Crt No. 7 SE Judicial Dist

Vote For 1	TOTAL	VOTE %	
Troy J LeFevre	1,389	99.64%	<div style="width: 99.64%; height: 10px; background-color: #f0e68c;"></div>
Write-In Totals	5	0.36%	<div style="width: 0.36%; height: 10px; background-color: #d3d3d3;"></div>
Not Assigned	5	0.36%	<div style="width: 0.36%; height: 10px; background-color: #d3d3d3;"></div>


County Commissioner Stutsman

Vote For 3

	TOTAL	VOTE %	
Chad Wolsky	1,159	40.65%	
Steven J. Cichos	1,199	42.06%	
Write-In Totals	493	17.29%	
Write-In: Jerry Bergquist	313	10.98%	
Not Assigned	180	6.31%	




County State's Attorney Stutsman

Vote For 1

	TOTAL	VOTE %	
Fritz Fremgen	1,298	98.33%	
Write-In Totals	22	1.67%	
Not Assigned	22	1.67%	




County Sheriff Stutsman

Vote For 1

	TOTAL	VOTE %	
Chad Kaiser	1,465	98.45%	
Write-In Totals	23	1.55%	
Not Assigned	23	1.55%	

Drctr, Grrsn Dvrns Cnsrvncy Stutsman

Vote For 1

	TOTAL	VOTE %	
Geneva Kaiser	1,287	99.15%	
Write-In Totals	11	0.85%	
Not Assigned	11	0.85%	




County Official Newspaper Stutsman

Vote For 1

	TOTAL	VOTE %	
The Jamestown Sun	1,316	100.00%	





Mayor Jamestown

Vote For 1

	TOTAL	VOTE %	
Dwaine Heinrich	860	93.28%	
Write-In Totals	62	6.72%	
Not Assigned	62	6.72%	




Council Member Jamestown

Vote For 1

	TOTAL	VOTE %	
Josh Meade	260	23.32%	
David Steele	841	75.43%	
Write-In Totals	14	1.26%	
Not Assigned	14	1.26%	






Municipal Judge Jamestown

Vote For 1

	TOTAL	VOTE %	
Lawrence P. Kropp	883	98.77%	
Write-In Totals	11	1.23%	
Not Assigned	11	1.23%	

Park Board Member Jamestown Park

Vote For 3

	TOTAL	VOTE %	
Mike Landscoot	840	32.17%	
Mike Soulis	870	33.32%	
Mindi Schmitz	875	33.51%	
Write-In Totals	26	1.00%	
Not Assigned	26	1.00%	







Sch Brd Mmbr Jamestown SD1 V2

Vote For 2

	TOTAL	VOTE %
Melissa Gleason	1,091	91.14%
Write-In Totals	106	8.86%
Write-In: Steve Veldkamp	29	2.42%
Write-In: Mark Sherfy	16	1.34%
Write-In: Rebecca Nyberg	13	1.09%
Write-In: Greg Allen	4	0.33%
Write-In: Bob Toso	2	0.17%
Write-In: Lisa Syverson	1	0.08%
Write-In: Stephen Resler	1	0.08%
Write-In: Rebecca Nyland	1	0.08%
Write-In: Myra Quanrud	1	0.08%
Write-In: Jill Schaffer	1	0.08%
Write-In: Amy Walker	1	0.08%
Write-In: Barb Williams	1	0.08%
Write-In: Candy Wetsit	1	0.08%
Write-In: Krysten Perkins	1	0.08%
Write-In: Becky Steinmetz	1	0.08%
Write-In: James Clark	1	0.08%
Write-In: Nellie Degen	1	0.08%
Write-In: Diane Satrom	1	0.08%
Write-In: William Mickelson	1	0.08%
Write-In: Danny White	1	0.08%
Write-In: Matt Hoggarth	1	0.08%
Write-In: Brett Moser	1	0.08%
Write-In: Sedric Trevithick	1	0.08%
Write-In: Brian Kamlitz	1	0.08%
Write-In: Kristen Grenz	1	0.08%
Write-In: Jeremy Vigil	1	0.08%
Write-In: Jackie Barnes	1	0.08%
Write-In: Eileen Lisko	1	0.08%
Write-In: Whitney Huebner	1	0.08%
Write-In: Shannon Hagan	1	0.08%
Write-In: Jason Schaffer	1	0.08%
Write-In: Logan Staloch	1	0.08%
Write-In: Jerry Bergquist	1	0.08%
Write-In: Michelle Reed	1	0.08%
Write-In: Corey Kolpin	1	0.08%
Write-In: Mary Allen	1	0.08%
Write-In: Nick Bollinger	1	0.08%
Write-In: Bernie Satrom	1	0.08%
Write-In: Troy Orr	1	0.08%
Write-In: Randy Henke	1	0.08%
Not Assigned	7	0.58%

Sch Brd Mmbr Jamestown SD1 V3

Vote For 3

	TOTAL	VOTE %	
Stephen R. Resler	486	14.57%	
Daniel Tweten	831	24.91%	
Heidi Heim Larson	973	29.17%	
Jason Rohr	1,012	30.34%	
Write-In Totals	34	1.02%	
Not Assigned	34	1.02%	

Jamestown SD1 Measure No. 1

Vote For 1

	TOTAL	VOTE %	
Yes	1,185	90.05%	
No	131	9.95%	