

Statistics

TOTAL

Ballots Cast - Total	3,417
Ballots Cast - REPUBLICAN	2,323
Ballots Cast - DEMOCRATIC-NPL	915
Ballots Cast - NONPARTISAN	179
Ballots Cast - CrossOver	58
Ballots Cast - Blank	0

REP Representative in Congress

Vote For 1

TOTAL VOTE %

Julie Fedorchak	1,681	72.36%	
Alex Balazs	583	25.10%	
Write-In Totals	2	0.09%	
Overvotes	7	0.30%	
Undervotes	50	2.15%	
Contest Totals	2,323	100.00%	

REP State Senator District 29

Vote For 1

TOTAL VOTE %

Terry M Wanzek	577	86.38%	
Write-In Totals	3	0.45%	
Overvotes	0	0.00%	
Undervotes	88	13.17%	
Contest Totals	668	100.00%	

REP State Representative District 29

Vote For 2

TOTAL VOTE %

Kevin Wolsky	484	36.23%	
Craig Headland	460	34.43%	
Write-In Totals	7	0.52%	
Overvotes	0	0.00%	
Undervotes	385	28.82%	
Contest Totals	1,336	100.00%	

REP Secretary of State

Vote For 1

TOTAL VOTE %

Michael Howe	1,960	84.37%	
Write-In Totals	8	0.34%	
Overvotes	1	0.04%	
Undervotes	354	15.24%	
Contest Totals	2,323	100.00%	

REP Attorney General

Vote For 1

	TOTAL	VOTE %	
Drew Wrigley	1,998	86.01%	<div style="width: 86.01%; background-color: #f1c232;"></div>
Write-In Totals	12	0.52%	<div style="width: 0.52%; background-color: #cccccc;"></div>
Overvotes	0	0.00%	<div style="width: 0.00%; background-color: #cccccc;"></div>
Undervotes	313	13.47%	<div style="width: 13.47%; background-color: #cccccc;"></div>
Contest Totals	2,323	100.00%	<div style="width: 100.00%; background-color: #f1c232;"></div>

REP Agriculture Commissioner

Vote For 1

	TOTAL	VOTE %	
Doug Goehring	2,007	86.40%	<div style="width: 86.40%; background-color: #f1c232;"></div>
Write-In Totals	6	0.26%	<div style="width: 0.26%; background-color: #cccccc;"></div>
Overvotes	0	0.00%	<div style="width: 0.00%; background-color: #cccccc;"></div>
Undervotes	310	13.34%	<div style="width: 13.34%; background-color: #cccccc;"></div>
Contest Totals	2,323	100.00%	<div style="width: 100.00%; background-color: #f1c232;"></div>

REP Public Service Commissioner

Vote For 1

	TOTAL	VOTE %	
Sheri Haugen-Hoffart	1,252	53.90%	<div style="width: 53.90%; background-color: #f1c232;"></div>
Deven Styczynski	697	30.00%	<div style="width: 30.00%; background-color: #f1c232;"></div>
Write-In Totals	3	0.13%	<div style="width: 0.13%; background-color: #cccccc;"></div>
Overvotes	5	0.22%	<div style="width: 0.22%; background-color: #cccccc;"></div>
Undervotes	366	15.76%	<div style="width: 15.76%; background-color: #cccccc;"></div>
Contest Totals	2,323	100.00%	<div style="width: 100.00%; background-color: #f1c232;"></div>

REP Public Service Commissioner 2 Year

Vote For 1

	TOTAL	VOTE %	
Jill Kringstad	1,123	48.34%	<div style="width: 48.34%; background-color: #f1c232;"></div>
Chris Olson	887	38.18%	<div style="width: 38.18%; background-color: #f1c232;"></div>
Write-In Totals	3	0.13%	<div style="width: 0.13%; background-color: #cccccc;"></div>
Overvotes	2	0.09%	<div style="width: 0.09%; background-color: #cccccc;"></div>
Undervotes	308	13.26%	<div style="width: 13.26%; background-color: #cccccc;"></div>
Contest Totals	2,323	100.00%	<div style="width: 100.00%; background-color: #f1c232;"></div>

REP Tax Commissioner

Vote For 1

	TOTAL	VOTE %	
Brian Kroshus	1,952	84.03%	<div style="width: 84.03%; background-color: #f1c232;"></div>
Write-In Totals	9	0.39%	<div style="width: 0.39%; background-color: #cccccc;"></div>
Overvotes	1	0.04%	<div style="width: 0.04%; background-color: #cccccc;"></div>
Undervotes	361	15.54%	<div style="width: 15.54%; background-color: #cccccc;"></div>
Contest Totals	2,323	100.00%	<div style="width: 100.00%; background-color: #f1c232;"></div>

DEM Representative in Congress

Vote For 1	TOTAL	VOTE %	
Trygve Hammer	901	98.47%	<div style="width: 98.47%;"></div>
Write-In Totals	3	0.33%	<div style="width: 0.33%;"></div>
Overvotes	1	0.11%	<div style="width: 0.11%;"></div>
Undervotes	10	1.09%	<div style="width: 1.09%;"></div>
Contest Totals	915	100.00%	<div style="width: 100.00%;"></div>

DEM State Senator District 29

Vote For 1	TOTAL	VOTE %	
John Kelly	186	97.89%	<div style="width: 97.89%;"></div>
Write-In Totals	0	0.00%	<div style="width: 0.00%;"></div>
Overvotes	0	0.00%	<div style="width: 0.00%;"></div>
Undervotes	4	2.11%	<div style="width: 2.11%;"></div>
Contest Totals	190	100.00%	<div style="width: 100.00%;"></div>

DEM State Representative District 29

Vote For 2	TOTAL	VOTE %	
Dianne Norris	184	48.42%	<div style="width: 48.42%;"></div>
Write-In Totals	0	0.00%	<div style="width: 0.00%;"></div>
Overvotes	0	0.00%	<div style="width: 0.00%;"></div>
Undervotes	196	51.58%	<div style="width: 51.58%;"></div>
Contest Totals	380	100.00%	<div style="width: 100.00%;"></div>

DEM Secretary of State

Vote For 1	TOTAL	VOTE %	
Ryan Braunberger	894	97.70%	<div style="width: 97.70%;"></div>
Write-In Totals	1	0.11%	<div style="width: 0.11%;"></div>
Overvotes	0	0.00%	<div style="width: 0.00%;"></div>
Undervotes	20	2.19%	<div style="width: 2.19%;"></div>
Contest Totals	915	100.00%	<div style="width: 100.00%;"></div>

DEM Attorney General

Vote For 1	TOTAL	VOTE %	
Tim Lamb	880	96.17%	<div style="width: 96.17%;"></div>
Write-In Totals	1	0.11%	<div style="width: 0.11%;"></div>
Overvotes	0	0.00%	<div style="width: 0.00%;"></div>
Undervotes	34	3.72%	<div style="width: 3.72%;"></div>
Contest Totals	915	100.00%	<div style="width: 100.00%;"></div>

DEM Agriculture Commissioner

Vote For 1

	TOTAL	VOTE %	
Vern Thompson	887	96.94%	<div style="width: 96.94%;"></div>
Write-In Totals	1	0.11%	<div style="width: 0.11%;"></div>
Overvotes	0	0.00%	<div style="width: 0.00%;"></div>
Undervotes	27	2.95%	<div style="width: 2.95%;"></div>
Contest Totals	915	100.00%	<div style="width: 100.00%;"></div>

DEM Public Service Commissioner

Vote For 1

	TOTAL	VOTE %	
John M Pederson	881	96.28%	<div style="width: 96.28%;"></div>
Write-In Totals	1	0.11%	<div style="width: 0.11%;"></div>
Overvotes	0	0.00%	<div style="width: 0.00%;"></div>
Undervotes	33	3.61%	<div style="width: 3.61%;"></div>
Contest Totals	915	100.00%	<div style="width: 100.00%;"></div>

DEM Public Service Commissioner 2 Year

Vote For 1

	TOTAL	VOTE %	
Scot Kelsh	881	96.28%	<div style="width: 96.28%;"></div>
Write-In Totals	1	0.11%	<div style="width: 0.11%;"></div>
Overvotes	3	0.33%	<div style="width: 0.33%;"></div>
Undervotes	30	3.28%	<div style="width: 3.28%;"></div>
Contest Totals	915	100.00%	<div style="width: 100.00%;"></div>

DEM Tax Commissioner

Vote For 1

	TOTAL	VOTE %	
Mark Nelson	886	96.83%	<div style="width: 96.83%;"></div>
Write-In Totals	2	0.22%	<div style="width: 0.22%;"></div>
Overvotes	0	0.00%	<div style="width: 0.00%;"></div>
Undervotes	27	2.95%	<div style="width: 2.95%;"></div>
Contest Totals	915	100.00%	<div style="width: 100.00%;"></div>

Superintendent of Public Instruction

Vote For 1

	TOTAL	VOTE %	
Levi Bachmeier	1,662	48.64%	<div style="width: 48.64%;"></div>
Tracy Layne Foss	688	20.13%	<div style="width: 20.13%;"></div>
Charles Tuttle	411	12.03%	<div style="width: 12.03%;"></div>
Write-In Totals	5	0.15%	<div style="width: 0.15%;"></div>
Overvotes	3	0.09%	<div style="width: 0.09%;"></div>
Undervotes	648	18.96%	<div style="width: 18.96%;"></div>
Contest Totals	3,417	100.00%	<div style="width: 100.00%;"></div>

Justice of the Supreme Court 10 Year

Vote For 1

	TOTAL	VOTE %	
Jerod Tufte	1,676	49.05%	<div style="width: 49.05%;"></div>
Ariston E Johnson	816	23.88%	<div style="width: 23.88%;"></div>
Write-In Totals	7	0.20%	<div style="width: 0.20%;"></div>
Overvotes	0	0.00%	<div style="width: 0.00%;"></div>
Undervotes	918	26.87%	<div style="width: 26.87%;"></div>
Contest Totals	3,417	100.00%	<div style="width: 100.00%;"></div>

Justice of the Supreme Court 8 Year

Vote For 1

	TOTAL	VOTE %	
Douglas A Bahr	2,437	71.32%	<div style="width: 71.32%;"></div>
Write-In Totals	13	0.38%	<div style="width: 0.38%;"></div>
Overvotes	0	0.00%	<div style="width: 0.00%;"></div>
Undervotes	967	28.30%	<div style="width: 28.30%;"></div>
Contest Totals	3,417	100.00%	<div style="width: 100.00%;"></div>

Judge of the District Court No. 1 Southeast Judicial District

Vote For 1

	TOTAL	VOTE %	
James T Shockman	2,500	73.16%	<div style="width: 73.16%;"></div>
Write-In Totals	10	0.29%	<div style="width: 0.29%;"></div>
Overvotes	0	0.00%	<div style="width: 0.00%;"></div>
Undervotes	907	26.54%	<div style="width: 26.54%;"></div>
Contest Totals	3,417	100.00%	<div style="width: 100.00%;"></div>

County Commissioner

Vote For 3

	TOTAL	VOTE %	
Amanda Hastings	1,969	19.21%	<div style="width: 19.21%;"></div>
Chad Wolsky	1,957	19.09%	<div style="width: 19.09%;"></div>
Benjamin Tompkins	1,684	16.43%	<div style="width: 16.43%;"></div>
Paul Belzer	1,591	15.52%	<div style="width: 15.52%;"></div>
Write-In Totals	16	0.16%	<div style="width: 0.16%;"></div>
Overvotes	0	0.00%	<div style="width: 0.00%;"></div>
Undervotes	3,034	29.60%	<div style="width: 29.60%;"></div>
Contest Totals	10,251	100.00%	<div style="width: 100.00%;"></div>

County State's Attorney

Vote For 1

	TOTAL	VOTE %	
Fritz Fremgen	2,560	74.92%	<div style="width: 74.92%;"></div>
Write-In Totals	29	0.85%	<div style="width: 0.85%;"></div>
Overvotes	0	0.00%	<div style="width: 0.00%;"></div>
Undervotes	828	24.23%	<div style="width: 24.23%;"></div>
Contest Totals	3,417	100.00%	<div style="width: 100.00%;"></div>

County Sheriff

Vote For 1

	TOTAL	VOTE %	
Chad Kaiser	2,830	82.82%	
Write-In Totals	33	0.97%	
Overvotes	1	0.03%	
Undervotes	553	16.18%	
Contest Totals	3,417	100.00%	

Director, Garrison Diversion Conservancy

Vote For 1

	TOTAL	VOTE %	
Geneva Kaiser	2,557	74.83%	
Write-In Totals	12	0.35%	
Overvotes	1	0.03%	
Undervotes	847	24.79%	
Contest Totals	3,417	100.00%	

County Official Newspaper

Vote For 1

	TOTAL	VOTE %	
The Jamestown Sun	2,699	78.99%	
Overvotes	0	0.00%	
Undervotes	718	21.01%	
Contest Totals	3,417	100.00%	

Mayor Courtenay

Vote For 1

	TOTAL	VOTE %	
Angela Bartlett	7	87.50%	
Write-In Totals	1	12.50%	
Overvotes	0	0.00%	
Undervotes	0	0.00%	
Contest Totals	8	100.00%	

Mayor Jamestown

Vote For 1

	TOTAL	VOTE %	
Katie Hemmer	1,198	46.24%	
Dwaine Heinrich	851	32.84%	
Pat Davis Sr.	498	19.22%	
Write-In Totals	5	0.19%	
Overvotes	1	0.04%	
Undervotes	38	1.47%	
Contest Totals	2,591	100.00%	

Mayor Kensal

Vote For 1

	TOTAL	VOTE %	
Peter Johnson	15	83.33%	<div style="width: 83.33%; background-color: #f1c40f;"></div>
Write-In Totals	2	11.11%	<div style="width: 11.11%; background-color: #95a5a6;"></div>
Overvotes	0	0.00%	<div style="width: 0%; background-color: #95a5a6;"></div>
Undervotes	1	5.56%	<div style="width: 5.56%; background-color: #95a5a6;"></div>
Contest Totals	18	100.00%	<div style="width: 100%; background-color: #f1c40f;"></div>

Mayor Medina

Vote For 1

	TOTAL	VOTE %	
Randy Everding	52	50.49%	<div style="width: 50.49%; background-color: #f1c40f;"></div>
Christopher Soukup	48	46.60%	<div style="width: 46.60%; background-color: #95a5a6;"></div>
Write-In Totals	2	1.94%	<div style="width: 1.94%; background-color: #95a5a6;"></div>
Overvotes	0	0.00%	<div style="width: 0%; background-color: #95a5a6;"></div>
Undervotes	1	0.97%	<div style="width: 0.97%; background-color: #95a5a6;"></div>
Contest Totals	103	100.00%	<div style="width: 100%; background-color: #f1c40f;"></div>

Mayor Pingree

Vote For 1

	TOTAL	VOTE %	
Jason Thoms	2	100.00%	<div style="width: 100%; background-color: #f1c40f;"></div>
Write-In Totals	0	0.00%	<div style="width: 0%; background-color: #95a5a6;"></div>
Overvotes	0	0.00%	<div style="width: 0%; background-color: #95a5a6;"></div>
Undervotes	0	0.00%	<div style="width: 0%; background-color: #95a5a6;"></div>
Contest Totals	2	100.00%	<div style="width: 100%; background-color: #f1c40f;"></div>

Mayor Spiritwood Lake

Vote For 1

	TOTAL	VOTE %	
Kirk Grimm	26	78.79%	<div style="width: 78.79%; background-color: #f1c40f;"></div>
Write-In Totals	2	6.06%	<div style="width: 6.06%; background-color: #95a5a6;"></div>
Overvotes	0	0.00%	<div style="width: 0%; background-color: #95a5a6;"></div>
Undervotes	5	15.15%	<div style="width: 15.15%; background-color: #95a5a6;"></div>
Contest Totals	33	100.00%	<div style="width: 100%; background-color: #f1c40f;"></div>

Mayor Streeter

Vote For 1

	TOTAL	VOTE %	
Jeff Williams	12	100.00%	<div style="width: 100%; background-color: #f1c40f;"></div>
Write-In Totals	0	0.00%	<div style="width: 0%; background-color: #95a5a6;"></div>
Overvotes	0	0.00%	<div style="width: 0%; background-color: #95a5a6;"></div>
Undervotes	0	0.00%	<div style="width: 0%; background-color: #95a5a6;"></div>
Contest Totals	12	100.00%	<div style="width: 100%; background-color: #f1c40f;"></div>

Mayor Woodworth

Vote For 1

	TOTAL	VOTE %	
Daven Dockter	3	75.00%	<div style="width: 75%; background-color: #f1c232;"></div>
Write-In Totals	0	0.00%	
Overvotes	0	0.00%	
Undervotes	1	25.00%	<div style="width: 25%; background-color: #cccccc;"></div>
Contest Totals	4	100.00%	<div style="width: 100%; background-color: #f1c232;"></div>

Council Member Buchanan

Vote For 2

	TOTAL	VOTE %	
Rylan Schwartz	3	15.00%	<div style="width: 15%; background-color: #f1c232;"></div>
Write-In Totals	13	65.00%	<div style="width: 65%; background-color: #f1c232;"></div>
Overvotes	0	0.00%	
Undervotes	4	20.00%	<div style="width: 20%; background-color: #cccccc;"></div>
Contest Totals	20	100.00%	<div style="width: 100%; background-color: #f1c232;"></div>

Council Member Cleveland

Vote For 2

	TOTAL	VOTE %	
Karen Ganser	7	38.89%	<div style="width: 38.89%; background-color: #f1c232;"></div>
Joe Wanzek	7	38.89%	<div style="width: 38.89%; background-color: #f1c232;"></div>
Write-In Totals	3	16.67%	<div style="width: 16.67%; background-color: #f1c232;"></div>
Overvotes	0	0.00%	
Undervotes	1	5.56%	<div style="width: 5.56%; background-color: #cccccc;"></div>
Contest Totals	18	100.00%	<div style="width: 100%; background-color: #f1c232;"></div>

Council Member Kensal

Vote For 2

	TOTAL	VOTE %	
Dana Ekren	15	41.67%	<div style="width: 41.67%; background-color: #f1c232;"></div>
Justin Liebig	15	41.67%	<div style="width: 41.67%; background-color: #f1c232;"></div>
Write-In Totals	1	2.78%	<div style="width: 2.78%; background-color: #f1c232;"></div>
Overvotes	0	0.00%	
Undervotes	5	13.89%	<div style="width: 13.89%; background-color: #cccccc;"></div>
Contest Totals	36	100.00%	<div style="width: 100%; background-color: #f1c232;"></div>

Council Member Medina

Vote For 2

	TOTAL	VOTE %	
William Busch	58	28.16%	<div style="width: 28.16%; background-color: #f1c232;"></div>
Joe Deede	41	19.90%	<div style="width: 19.90%; background-color: #f1c232;"></div>
Kurt Hayes	31	15.05%	<div style="width: 15.05%; background-color: #f1c232;"></div>
Michael Kramlich	31	15.05%	<div style="width: 15.05%; background-color: #f1c232;"></div>
Write-In Totals	21	10.19%	<div style="width: 10.19%; background-color: #f1c232;"></div>
Overvotes	2	0.97%	<div style="width: 0.97%; background-color: #f1c232;"></div>
Undervotes	22	10.68%	<div style="width: 10.68%; background-color: #cccccc;"></div>
Contest Totals	206	100.00%	<div style="width: 100%; background-color: #f1c232;"></div>

Council Member Montpelier

Vote For 2

	TOTAL	VOTE %
Brady Dick	8	44.44%
Chad Housh	8	44.44%
Write-In Totals	0	0.00%
Overvotes	0	0.00%
Undervotes	2	11.11%
Contest Totals	18	100.00%

Council Member Spiritwood Lake

Vote For 2

	TOTAL	VOTE %
Michael Schlecht	22	33.33%
Neal Klein	17	25.76%
Eric Nordstrom	15	22.73%
Write-In Totals	0	0.00%
Overvotes	0	0.00%
Undervotes	12	18.18%
Contest Totals	66	100.00%

Council Member Streeter

Vote For 2

	TOTAL	VOTE %
Bruce Erdmann	11	45.83%
Douglas Wittmier	5	20.83%
Write-In Totals	3	12.50%
Overvotes	0	0.00%
Undervotes	5	20.83%
Contest Totals	24	100.00%

Council Member Woodworth

Vote For 2

	TOTAL	VOTE %
John Buskness	3	37.50%
Darren Martin	3	37.50%
Write-In Totals	0	0.00%
Overvotes	0	0.00%
Undervotes	2	25.00%
Contest Totals	8	100.00%

Council Member Courtenay

Vote For 1

	TOTAL	VOTE %
Hans Overby	7	87.50%
Write-In Totals	1	12.50%
Overvotes	0	0.00%
Undervotes	0	0.00%
Contest Totals	8	100.00%

Council Member Jamestown

Vote For 1

	TOTAL	VOTE %	
David Steele	1,989	76.77%	<div style="width: 76.77%; background-color: #f1c232;"></div>
Write-In Totals	16	0.62%	<div style="width: 0.62%; background-color: #f1c232;"></div>
Overvotes	0	0.00%	<div style="width: 0.00%; background-color: #f1c232;"></div>
Undervotes	586	22.62%	<div style="width: 22.62%; background-color: #f1c232;"></div>
Contest Totals	2,591	100.00%	<div style="width: 100.00%; background-color: #f1c232;"></div>

Council Member Jamestown 2 Year

Vote For 1

	TOTAL	VOTE %	
Shannon Davis	1,133	43.73%	<div style="width: 43.73%; background-color: #f1c232;"></div>
Pam Phillips	620	23.93%	<div style="width: 23.93%; background-color: #f1c232;"></div>
Brock Mosolf	525	20.26%	<div style="width: 20.26%; background-color: #f1c232;"></div>
Write-In Totals	6	0.23%	<div style="width: 0.23%; background-color: #f1c232;"></div>
Overvotes	60	2.32%	<div style="width: 2.32%; background-color: #f1c232;"></div>
Undervotes	247	9.53%	<div style="width: 9.53%; background-color: #f1c232;"></div>
Contest Totals	2,591	100.00%	<div style="width: 100.00%; background-color: #f1c232;"></div>

Council Member Pingree

Vote For 1

	TOTAL	VOTE %	
Troy Thomas	2	100.00%	<div style="width: 100.00%; background-color: #f1c232;"></div>
Write-In Totals	0	0.00%	<div style="width: 0.00%; background-color: #f1c232;"></div>
Overvotes	0	0.00%	<div style="width: 0.00%; background-color: #f1c232;"></div>
Undervotes	0	0.00%	<div style="width: 0.00%; background-color: #f1c232;"></div>
Contest Totals	2	100.00%	<div style="width: 100.00%; background-color: #f1c232;"></div>

Council Member Woodworth 2 Year

Vote For 1

	TOTAL	VOTE %	
Write-In Totals	2	50.00%	<div style="width: 50.00%; background-color: #f1c232;"></div>
Overvotes	0	0.00%	<div style="width: 0.00%; background-color: #f1c232;"></div>
Undervotes	2	50.00%	<div style="width: 50.00%; background-color: #f1c232;"></div>
Contest Totals	4	100.00%	<div style="width: 100.00%; background-color: #f1c232;"></div>

Municipal Judge Jamestown

Vote For 1

	TOTAL	VOTE %	
Lawrence P. Kropp	1,829	70.59%	<div style="width: 70.59%; background-color: #f1c232;"></div>
Write-In Totals	10	0.39%	<div style="width: 0.39%; background-color: #f1c232;"></div>
Overvotes	0	0.00%	<div style="width: 0.00%; background-color: #f1c232;"></div>
Undervotes	752	29.02%	<div style="width: 29.02%; background-color: #f1c232;"></div>
Contest Totals	2,591	100.00%	<div style="width: 100.00%; background-color: #f1c232;"></div>

Park Board Member Kensal Park 2 Year

Vote For 1

	TOTAL	VOTE %
Write-In Totals	4	22.22%
Overvotes	0	0.00%
Undervotes	14	77.78%
Contest Totals	18	100.00%

Park Board Member Medina Park 2 Year

Vote For 1

	TOTAL	VOTE %
Write-In Totals	14	13.59%
Overvotes	0	0.00%
Undervotes	89	86.41%
Contest Totals	103	100.00%

Park Board Member Streeter Park

Vote For 1

	TOTAL	VOTE %
Harry (Jim) Bredwick	10	83.33%
Write-In Totals	1	8.33%
Overvotes	0	0.00%
Undervotes	1	8.33%
Contest Totals	12	100.00%

Park Board Member Streeter Park 2 Year

Vote For 1

	TOTAL	VOTE %
Alan Murdock Sr.	10	83.33%
Write-In Totals	1	8.33%
Overvotes	0	0.00%
Undervotes	1	8.33%
Contest Totals	12	100.00%

Park Board Member Kensal Park

Vote For 2

	TOTAL	VOTE %
Write-In Totals	10	27.78%
Overvotes	0	0.00%
Undervotes	26	72.22%
Contest Totals	36	100.00%

Park Board Member Jamestown Park

Vote For 3

	TOTAL	VOTE %
Mike Soulis	1,595	20.52%
Mike Landscoot	1,549	19.93%
Mindi Schmitz	1,485	19.10%
Kyle McLean	1,180	15.18%
Write-In Totals	11	0.14%
Overvotes	6	0.08%
Undervotes	1,947	25.05%
Contest Totals	7,773	100.00%

Park Board Member Medina Park

Vote For 3

	TOTAL	VOTE %
Shawn Hieb	89	28.80%
Rory Hoffmann	81	26.21%
Joseph Kramlich	79	25.57%
Write-In Totals	2	0.65%
Overvotes	0	0.00%
Undervotes	58	18.77%
Contest Totals	309	100.00%

School Board Member Jamestown School Dist #1

Vote For 2

	TOTAL	VOTE %
Melissa Gleason	1,932	32.10%
Steve Veldkamp	1,793	29.79%
Write-In Totals	14	0.23%
Overvotes	2	0.03%
Undervotes	2,277	37.84%
Contest Totals	6,018	100.00%





School Board Member Jamestown School Dist #1

Vote For 3

	TOTAL	VOTE %
Jason Rohr	1,677	18.58%
Mindy Skunberg	1,535	17.00%
Heidi Heim Larson	1,419	15.72%
Chris Kramlich	1,229	13.61%
Max Post van der Burg	712	7.89%
Jennifer P. Kross	651	7.21%
Write-In Totals	8	0.09%
Overvotes	21	0.23%
Undervotes	1,775	19.66%
Contest Totals	9,027	100.00%

Constitutional Measure No. 1

Vote For 1

	TOTAL	VOTE %	
Yes	2,035	59.56%	
No	1,066	31.20%	
Overvotes	1	0.03%	
Undervotes	315	9.22%	
Contest Totals	3,417	100.00%	